

Liechtenstein

Statistical Country Profile



Edition 07/2020

Publication date: 16 Juli 2020

Contact us:

www.destatis.de/contact

Phone: +49 (0) 611 / 75 24 05

© Federal Statistical Office of Germany (Destatis), 2020

Reproduction and distribution, also of parts, are permitted, provided that the source is mentioned.

Contents


General information	3
Economy and finance	3
Population	5
Health	6
Education	6
Labour force	6
Living conditions	8
Production	8
Agriculture and forestry	8
Foreign trade	9
Transport	11
Environment and energy	11
Science, research, technology	12
Sources	12



General information

Capital city Vaduz	Official language German	Currency Swiss Franc
------------------------------	------------------------------------	--------------------------------

Land area in relation to Germany
km²



Source: WB-WDI



Economy and finance

Gross domestic product (GDP), total bn US\$ No data Source: IMF-WEO	GDP, real change % since 2000 No data Source: IMF-WEO*	GDP per capita US\$ No data Source: IMF-WEO	GDP per capita internat. US\$ No data Source: IMF-WEO
---	--	---	---

Gross domestic product, real change
% on previous year

No data

Source: IMF-WEO

Gross domestic product per capita
US\$

No data

Source: IMF-WEO

<p>Inflation rate (change of consumer price index)</p> <p>% on previous year</p> <p>No data</p> <p>Source: IMF-IFS</p>	<p>General government gross debt</p> <p>% of GDP</p> <p>No data</p> <p>Source: IMF-WEO</p>	<p>General government net lending / borrowing</p> <p>% of GDP</p> <p>No data</p> <p>Source: IMF-WEO</p>
---	---	--

General government revenue and expenditure

% of GDP

No data

Source: IMF-WEO

General government net lending / borrowing

% of GDP

No data

Source: IMF-WEO

<p>Foreign direct investment (FDI): inward stocks</p> <p>bn US\$</p> <p>No data</p> <p>Source: UNCTAD</p>	<p>Foreign direct investment (FDI): outward stocks</p> <p>bn US\$</p> <p>No data</p> <p>Source: UNCTAD</p>	<p>Foreign direct investment (FDI): net flow, inward</p> <p>bn US\$</p> <p>No data</p> <p>Source: UNCTAD</p>	<p>Foreign direct investment (FDI): net flow, outward</p> <p>bn US\$</p> <p>No data</p> <p>Source: UNCTAD</p>
--	---	---	--

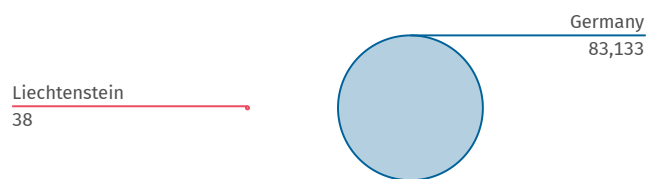


Population

Population total 1,000 38 (2019) Source: WB-WDI	Population density inhabitants per km² 237 (2018) Source: WB-WDI	Life expectancy at birth (women) years 85.5 (2018) Source: WB-WDI	Life expectancy at birth (men) years 80.7 (2018) Source: WB-WDI
---	--	---	---

Population in relation to Germany 2019

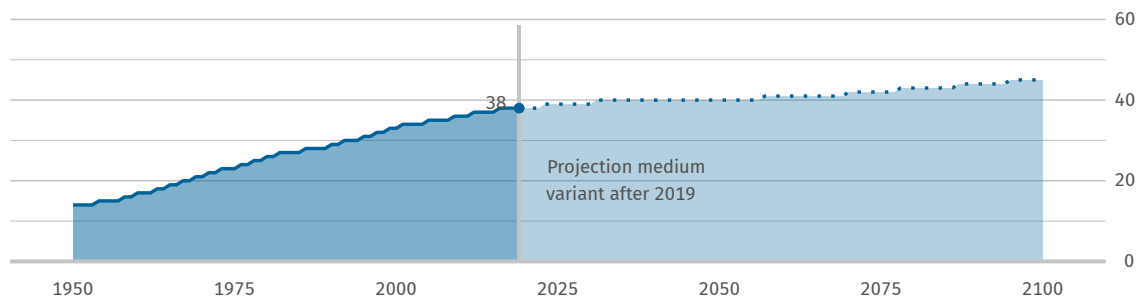
1,000



Source: WB-WDI

Population

1,000



Source: UN-POP

Population by age group

proportion, %

Keine Daten

Source: UN-POP



Health

Practising physicians per 1,000 inhabitants No data Source: WHO	Hospital beds per 1,000 inhabitants No data Source: WHO	Prevalence of raised blood pressure % No data Source: WHO	Prevalence of obesity (BMI >= 30) % No data Source: WHO
---	---	---	---



Education

Government expenditure on education % of GDP 2.6 (2011) Source: UNESCO	Pupil-teacher ratio (primary education) number 7.8 (2017) Source: UNESCO	Pupil-teacher ratio (secondary education) number 9.6 (2017) Source: UNESCO	Students (tertiary education) per 100,000 inhabitants 2,114 (2017) Source: UNESCO*
---	---	---	---



Labour force

Employment rate (persons aged 15+) % No data Source: ILOSTAT	Labour force (persons aged 15+) 1,000 No data Source: ILOSTAT	Labour force participation rate (persons aged 15+) % No data Source: ILOSTAT	Self-employment (persons aged 15+) % No data Source: ILOSTAT
--	---	--	--

Employment rate (persons aged 15+)

%

No data

Source: ILOSTAT

Employment and gross value added by sector
%

Employment

No data

Gross value added

No data

Source employment: ILOSTAT
Source gross value added: WB-WDI

Unemployment rate (persons aged 15+) % No data Source: ILOSTAT	Unemployment rate (persons aged 15 to 24) % No data Source: ILOSTAT	Long-term unemployment rate (persons aged 15+) % of unemployed persons No data Source: ILOSTAT
---	--	---

Unemployment rate and youth unemployment rate
%

No data

Source: ILOSTAT



Living conditions

Human Development Index (HDI)

value (0 low to 1 high)

0.912

(2015)

Source: UNDP

Human Development Index (HDI)

rank (of 188 countries)

15

(2015)

Source: UNDP

Income distribution: Gini coefficient

value (0 to 100; 0=equal distribution)

No data

Source: WB-WDI



Production

Index of industrial production

2010=100

No data

Source: IMF-IFS



Agriculture and forestry

Change of agricultural production

% since 2000

+5

(2016)

Source: FAO*

Agricultural land

% of land area

32.2

(2017)

Source: FAO*

Forest area

% of land area

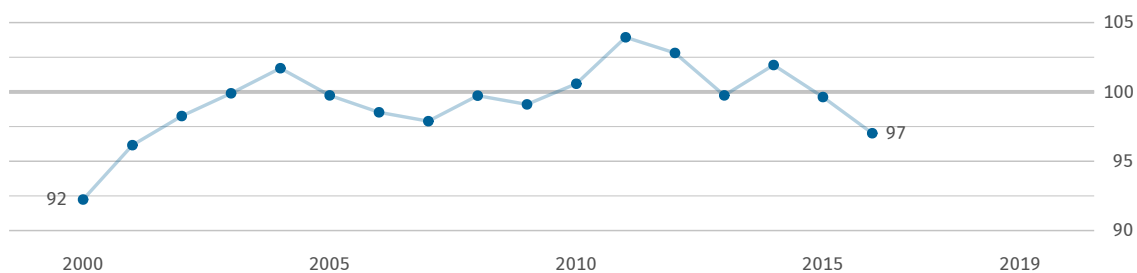
43.1

(2017)

Source: FAO*

Index of agricultural production

2004 to 2006 = 100



Source: FAO

 **Foreign trade**

Export of goods bn US\$ No data Source: UN Comtrade	Import of goods bn US\$ No data Source: UN Comtrade	Trade balance, goods bn US\$ No data Source: UN Comtrade*
---	---	---

Export and import of goods
bn US\$

No data

Source: UN Comtrade

Foreign trade balance
bn US\$

No data

Source: UN Comtrade

Goods exported to Germany mn US\$ No data Source: UN Comtrade	Goods exported to Germany % of all goods exported No data Source: UN Comtrade*	Goods imported from Germany mn US\$ No data Source: UN Comtrade	Goods imported from Germany % of all goods imported No data Source: UN Comtrade*
---	--	---	--

Main trading partners

Exports of goods
%

Exports of goods
%

No data

No data

Main commodities traded

Exports of goods
%

Imports of goods
%

No data

No data

Source: UN Comtrade*

Classification of commodities: Harmonized Commodity Description and Coding Systems (HS2).



Transport

Passenger cars
per 1,000 inhabitants
No data

Source: OICA*

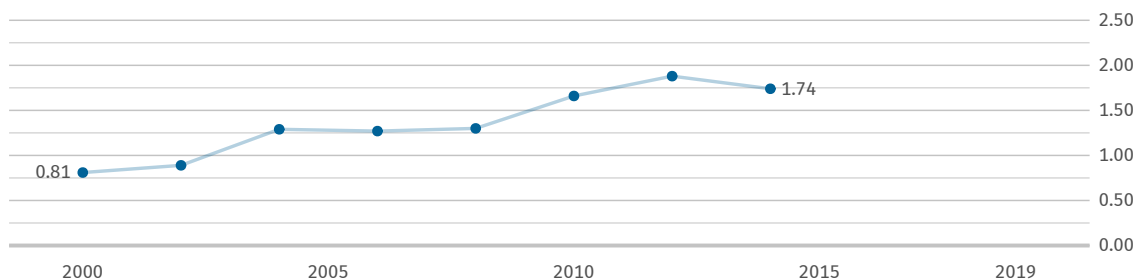
Total rail network
km per 1 mn inhabitants
No data

Source: WB-WDI*

Air transport
per 1,000 inhabitants
No data

Source: WB-WDI*

Gasoline price at the pump US\$ per litre



Data collection conducted every two years.
Source: WB-WDI



Environment and energy

Carbon dioxide
emissions
tonnes per capita

No data

Source: EDGAR

Total primary
energy supply
kg oil equivalent per capita

No data

Source: WB-WDI

Gross electricity
consumption
kWh per capita

No data

Source: WB-WDI

Renewable
energy
% of total final energy
consumption

63.1
(2015)

Source: WB-WDI

Carbon dioxide emissions in relation to Germany tonnes per capita

No data

Source: EDGAR



Science, research, technology

Gross domestic
expenditure on R&D
% of GDP

No data

Source: UNESCO

Researchers

per 1 mn inhabitants

No data

Source: UNESCO

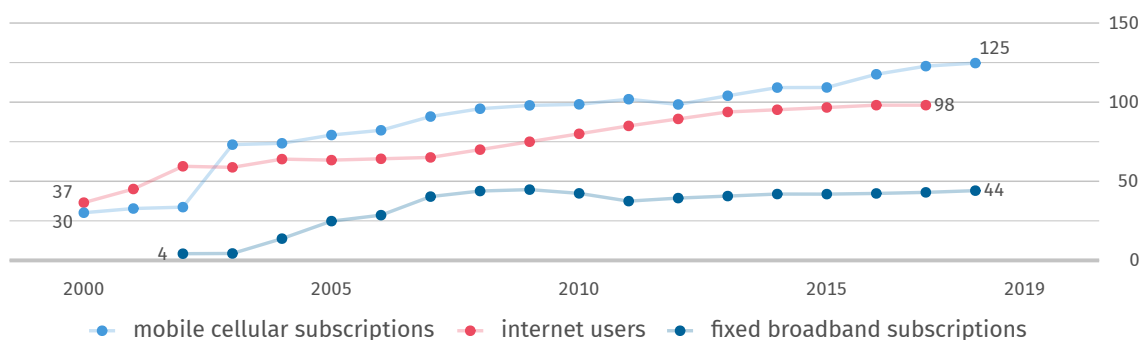
Resident patent
applications
per 1 mn inhabitants

11,372

(2018)

Source: WIPO

Dissemination of modern communication technology
per 100 inhabitants



Source: ITU



Sources

EDGAR	Emissions Database for Global Atmospheric Research, European Commission
FAO	United Nations, Food and Agricultural Organization
ILOSTAT	International Labour Organization, ILOSTAT - Database
IMF-IFS	International Monetary Fund, International Financial Statistics
IMF-WEO	International Monetary Fund, World Economic Outlook
ITU	United Nations, International Telecommunication Union
OICA	International Organization of Motor Vehicle Manufacturers
UN Comtrade	United Nations, Comtrade Database
UNCTAD	United Nations, Conference on Trade and Development
UNDP	United Nations Development Programme
UNESCO	United Nations, Educational, Scientific and Cultural Organization
UNPOP	United Nations, Population Division
WB-WDI	World Bank, World Development Indicators
WHO	World Health Organization, Global Health Observatory
WIPO	World Intellectual Property Organization

* Own calculations based on the original data source.

More international data and statistical country profiles on all other UN Member States:
www.destatis.de/international_en